



MINUTES

Pursuant to A.R.S. § 38-431.02, notice is hereby given to the members of the Mayor and Council Tucson Transit Advisory Committee and to the general public that the Committee will hold the following meeting which will be open to the public on:

Monday, March 4th, 2024 at 3:00 PM
4TH Floor Conference Room, Public Works Building
201 N Stone Avenue, Tucson, Arizona

1. Call to Order/Roll Call 3:06 pm

Those present were:

Members

Suzanne Schafer Ward 3 Vice-Chair
Nicole Feldt City Manager
Gene Caywood City Manager
Lisa Shipek Ward 2

Those absent were:

Members

Kevin Hampton Ward 4
Margot Garcia Ward 6
Riley Merline Ward 1 Chair

Others

Allen Benz, Public
Mike Milczarek, Public
Davita Mueller, Sun Tran
Ian Sansom, City of Tucson
Monica Landgrave-Serrano, City of Tucson

2. Approval of Minutes – February 5th, 2024 (Vote) – 5 minutes

The approval of minutes was moved, duly seconded, and, hearing no objections, Vice-Chair Suzanne approved the motion.

3. Call to the Audience (First)

Allen Benz noticed a bus shelter in need of attention: graffiti removal at bus stop #76.

4. TTAC Member Check-In with Appointees (Informational) – 5 minutes

Vice-Chair Suzanne said Ward 3 is interested in seeing what happens with the COA and supportive of fare-free transit. She also mentioned the need for a stop on the Laos Transit Center.

5. Complete Streets Coordinating Council (CSCC) Update – 5 minutes

Ian mentioned they had a Tucson Norte-Sur and Bus Rapid Transit update. A sidewalk project was approved.

6. Plan Tucson Update – 5 minutes

Vice-Chair Suzanne mentioned the meeting on the 6th was canceled but there will be another meeting and asked if someone else could attend.

7. Tucson Norte-Sur Update – 10 minutes

Presentation by Ian Sansom and Monica Landgrave-Serrano with discussion from the TTAC.



TUCSON NORTE-SUR ETOD PHASE II The Tucson Norte-Sur Study Area

- 14.5 miles
- Split into four sub-areas, including the City of South Tucson
- Connects Tucson Airport to Downtown Tucson and the Tucson Mall
- Connects 3 Transit Centers – Laos, Ronstadt, and Tohono Tadaí
- Home to more than half of all jobs in the Tucson metro area
- Key need for transit - #16 bus (Oracle Ave) and #18 bus (S. 6th Ave) serve ~1 million trips per year, 2 of 3 busiest in the metro area
- Transit Route Alignment:
 - The City of Tucson Mayor and Council selected Stone Avenue as the **Locally Preferred Alternative for Bus Rapid Transit** for the North Side
 - Route alignment for the South Side is not fully determined



- Preservation of local culture and existing local businesses
- Incremental development that matches the character of the surrounding area
- Adding amenities and public gathering spaces
- A mix of multifamily housing types that provide affordable options, such as apartment buildings, duplexes, triplexes, townhomes, and condos



Preliminary Key Themes:

- Desire for fast, reliable, frequent transit service
- Multimodal (bike and pedestrian) connectivity
- Affordable Housing & Gentrification Concerns

Phase II Project Tasks

- Policy and Equity Analysis
- Anti-Displacement and Community Stability Framework
- Land Use Framework
- Public Facilities and Infrastructure Framework
- Policy and Regulatory Framework
- Financial Framework
- ETOD Implementation Framework
- ETOD Policy Plan Preparation



Tucson Norte-Sur Vision

The Cities of Tucson and South Tucson support thriving communities and businesses along Tucson Norte-Sur through creative engagement, thorough analysis of current conditions, thoughtful land and policy decisions, equitable investment, and the provision of affordable housing and safe and affordable transit, prioritizing:



AFFORDABILITY

Equity-focused affordable housing options near transit support a variety of housing types, low-cost transit fares, and tenant protection.



MOBILITY

Pedestrian, bicycle, trail, and transit connectivity to homes, businesses, work, services, schools, parks, and amenities connect people and places, create vibrant, safe, and active spaces, support health, environmental, and economic benefits, and contribute to equitable development by expanding access to opportunities, workforce development, ADA, All Ages Community, increasing Roadway Safety and providing convenient, reliable transportation services.



COMMUNITY:

History, cultures, legacy residents, families, and businesses, local business retention, preservation, arts and culture, parks and public spaces, mixed-use development, and public safety support the character, identity, and sense of place of each sub-area.

Phase II Fall 2023 Outreach
Open Houses and Popups

Norte-Sur Website Updates

- www.tucsonnorte-sur.com

Community Open Houses October 17, 19, 21

- Pima Community College
- El Pueblo Center
- Sam Lena Library, South Tucson

9 Pop-up Events

Community Connectors Training Program



What did we hear?



TOP OVERALL GOALS (by total # of votes)

1. Integrate tree canopy, water harvesting, and native plants in landscape design
2. Improve bicycle connectivity within Tucson Norte-Sur
3. Expand walkability within Tucson Norte-Sur
4. Improve access to affordable services including childcare, healthcare, and healthy food options



TUCSON NORTE-SUR ETOD PHASE II
Next Steps

Next Steps

- Tucson Norte-Sur Policy, Land Use, Infrastructure and Regulatory Frameworks Workshop Preparation
- Financial and Implementation Frameworks
- Draft Policy Plan

8. Sun Tran Performance Indicators – 20 minutes

Presentation by Davita Mueller with discussion from the TTAC.



Weekdays Passenger/Hour or Mile

Schedule Aug 20,23



Schedule Nov 24, 23



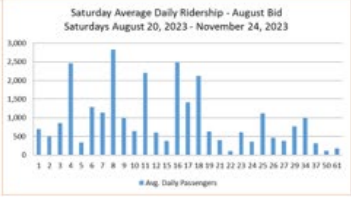
Express Routes Nov - Feb

| Sun Train Express Route Performance Indicators August Bid 2023 | | | | | | | | | |
|--|-----------------------|-------------|------------------|-----------|-------|-----------|-------|---------|--------------|
| Route | Avg. WkDay Passengers | Weekday Rev | Weekday Wk Hours | Pass/Mile | Grade | Pass/Hour | Grade | Pass/Hr | Overall Rank |
| 101X | 39 | 5,234 | 2.13 | 0.14 | 1 | 16.31 | 1 | 11.37 | 1 |
| 102X | 27 | 2,938 | 1.28 | 0.21 | 2 | 21.41 | 3 | 10.89 | 2 |
| 104X | 12 | 2,038 | 1.03 | 0.41 | 3 | 11.85 | 2 | 8.26 | 3 |
| 102X | 25 | 4,822 | 1.77 | 0.43 | 8 | 11.33 | 4 | 11.41 | 4 |
| 108X | 28 | 24,338 | 1.23 | 1.07 | 3 | 21.14 | 8 | 8.24 | 5 |
| 108X | 15 | 25,368 | 1.57 | 0.56 | 4 | 18.58 | 7 | 8.18 | 6 |
| 108X | 19 | 33,818 | 2.10 | 1.36 | 7 | 16.10 | 9 | 7.89 | 7 |
| 110X | 27 | 7,231 | 1.25 | 0.37 | 8 | 14.80 | 3 | 5.93 | 8 |
| 201X | 31 | 10,750 | 4.53 | 0.25 | 10 | 8.94 | 8 | 7.40 | 10 |
| 204X | 31 | 16,634 | 4.25 | 0.19 | 11 | 6.28 | 10 | 6.32 | 10 |
| 107X | 21 | 7,231 | 3.13 | 0.20 | 8 | 6.71 | 11 | 5.27 | 11 |
| 203X | 27 | 15,228 | 5.24 | 0.16 | 12 | 5.78 | 12 | 6.28 | 12 |
| Total | 293 | 81,254 | 30.75 | 0.38 | | 9.50 | | 7.78 | |

| Sun Train Express Route Performance Indicators November 2023 Bid | | | | | | | | | |
|--|-------------|-----------------------|-----------|----------------|-----------------|-------------|------------------------|--------------|-------|
| Route | Service Day | Avg. Daily Passengers | Daily Rev | Daily Wk Hours | Daily Pass/Mile | Daily Grade | Performance Indicators | Overall Rank | |
| 108X | Weekday | 27 | 24,338 | 1.23 | 1.07 | 1 | 11.11 | 1 | 13.50 |
| 105X | Weekday | 27 | 29,581 | 1.63 | 1.03 | 2 | 9.91 | 2 | 13.50 |
| 101X | Weekday | 41 | 52,511 | 2.13 | 0.14 | 1 | 0.79 | 3 | 10.25 |
| 102X | Weekday | 21 | 46,027 | 1.77 | 0.43 | 8 | 0.67 | 4 | 10.50 |
| 109X | Weekday | 19 | 25,368 | 1.57 | 0.56 | 4 | 0.56 | 5 | 7.50 |
| 103X | Weekday | 14 | 35,681 | 2.10 | 1.36 | 7 | 0.39 | 7 | 7.00 |
| 201X | Weekday | 31 | 10,750 | 4.53 | 0.25 | 10 | 0.31 | 9 | 8.25 |
| 104X | Weekday | 12 | 2,038 | 1.03 | 0.41 | 3 | 0.41 | 10 | 6.00 |
| 110X | Weekday | 27 | 7,231 | 1.25 | 0.37 | 8 | 0.31 | 10 | 6.71 |
| 203X | Weekday | 27 | 15,228 | 5.24 | 0.16 | 12 | 0.18 | 11 | 6.75 |
| 107X | Weekday | 21 | 7,231 | 3.13 | 0.20 | 8 | 0.18 | 10 | 5.00 |
| 204X | Weekday | 30 | 16,634 | 4.95 | 0.19 | 11 | 0.17 | 11 | 5.00 |
| Total | | 294 | 81,254 | 30.75 | 0.38 | | 0.33 | | 7.75 |

Saturdays – Average Ridership

Schedule Aug 20,23

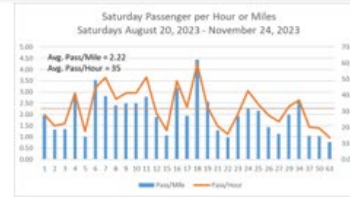


Schedule Nov 24, 23



Saturday Passenger/Hour or Miles

Schedule Aug 20,23

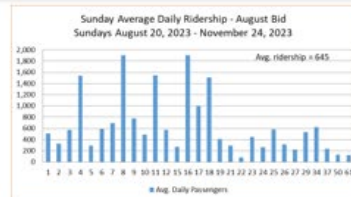


Schedule Nov 24, 23

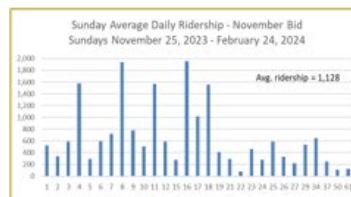


Sundays – Average Ridership

Schedule Aug 20,23



Schedule Nov 24, 23



Sunday Passenger/Hour or Miles

Schedule Aug 20,23



Schedule Nov 24, 23



9. Motion Discussion and Vote on COA Recommendations – 15 minutes

The item was tabled for a future meeting with more members present.

10. Discussion on Transit Fare Funding Opportunities – 20 minutes

The TTAC discussed the pros and cons of coming back to fares, as well as the need for a dedicated funding source for transit. No action was taken.

11. Call to the Audience (Second) – 5 minutes

Allen Benz talked about his experience attending the Transit Stakeholders Working Group. He believes it was not a good use of time for both city staff and attendees. He thinks the whole effort should be redone, but not as a rehash of the first round.

12. Possible Future Agenda Items – 5 minutes

New proposed items:

- Invite Mayor Regina Romero to a TTAC Meeting
- Capital Project at the Ronstadt Transit Center
- Transit centers in the system, informational/educational

Ongoing items:

- COA Update
- Tucson Rapid Transit Update
- Tucson Norte-Sur Update
- Transit Fares Update

Past proposed items:

- Climate Action Plan in relation to transit with Manisha Bewtra
- 22nd St Bridge Project, update from DTM Engineering
- Drexel Bridge Project, update from DTM Engineering

13. Adjournment

For further information, contact: Monica Landgrave-Serrano, (520)-780-0635, monica.landgrave@tucsonaz.gov

Persons with a disability may request reasonable accommodation, such as a sign language interpreter, by contacting the Transit Services Division at 520 791-509. Requests should be made as early as possible to allow time to arrange the accommodation.